

NHR-1500

MF/HF RADIOTELEPHONY

- Large 7-inch color display
- Knob & touch screen operation
- LAN network interface
- Digital signal processing
- Type approval with DNV-GL (MED), CCS, VR



NBDP TERMINAL



TRANSCEIVER



ANTENNA COUPLER



CONTROL UNIT

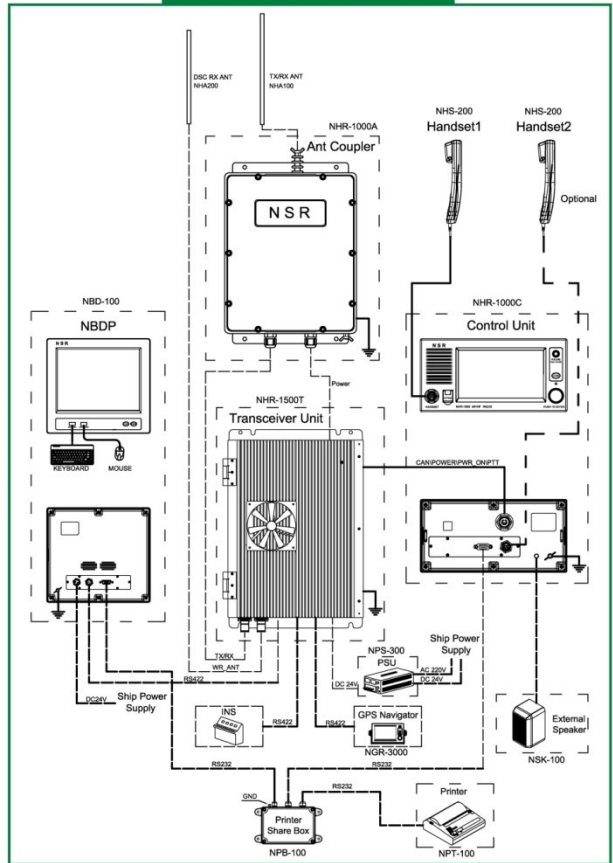
NHR-1500 MF/HF RADIO EQUIPMENT is a high performance MF/HF device, capable of voice communication and DSC (digital selective calling) facilities as well. Conforming to Class A standard set for MF/HF DSC by ITU and IMO regulation, NHR-1500 can be part of onboard GMDSS package for vessels of A2, A3 and A4. NHR-1500 conforms to the regulations of IMO A.806 (19), ITU-R M.476-5 (10/95), ITU-R M.492-6 (10/95), ITU-R M.493-15 (01/19), ITU-R M.541-10 (10/15), ITU-R M.625-4 (03/12), ITU-R M.1173-1 (03/12), IEC 61097-8, IEC 61097-3.



SPECIFICATIONS

- TX Frequency: 1605.0~27500.0 kHz
- RX Frequency: 100.0~29999.99 kHz
- Working Channel: 300+ channels
- Communication Mode: Simplex/Semi-duplex
- Emission Class: J3E, H3E, A1A, F1B
- TX Power: 150W pep
- RX Sensitivity: $\leq 13\text{dB } \mu\text{V}$ (1.6~4.0MHz, J3E)
 $\leq 7\text{dB } \mu\text{V}$ (4.0~29.99999MHz, J3E)
- DSC frequencies (kHz): 2187.5, 4207.5, 6312.0, 8414.5, 12577.0, 16804.5
- Control Display: 7-inch color display, touch screen
- Interface: LAN, INS (RS422), GNSS (RS422)
- Antenna Impedance: 50 ohms
- IP Grade: IP22: Control unit, Transceiver
IP66: Antenna Coupler
- Operating Temperature: -15°C ~ 55°C (indoor parts)
-25°C ~ 55°C (outdoor part)
- Power Supply: AC220V/DC24V

SYSTEM DIAGRAM

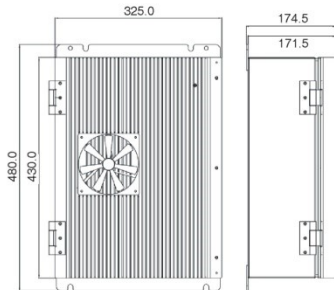


EQUIPMENT LIST

- **STANDARD**
 - Transceiver 1 pc
 - Control Unit 1 pc
 - Antenna Coupler 1 pc
 - Handset 1 pc
 - Cable & Accessories 1 set
- **OPTIONS**
 - Printer / NPT-100 1 pc
 - NBDP Terminal/ NBD-100 1 pc
 - External Speaker / NSK-100 1 pc
 - TX/RX Antenna / NHA100 1 pc
 - DSC RX Antenna / NHA200 1 pc
 - AC/DC PSU / NPS-300 1 pc

SIZE DIMENSION

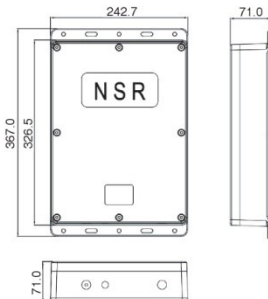
TRANSCIVER



CONTROL UNIT



ANTENNA COUPLER



HANDSET

